


If you hesitate between two sizes, we advise you to pick the bigger size.



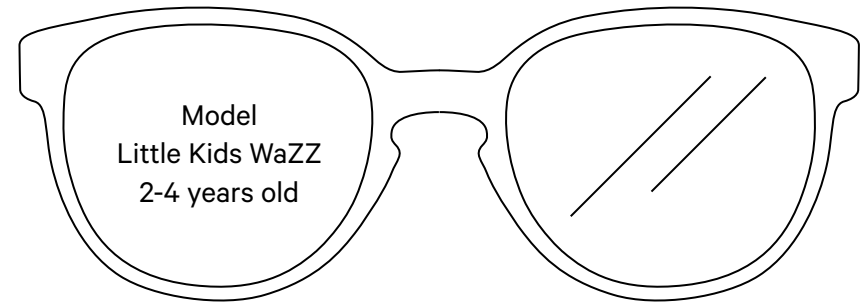
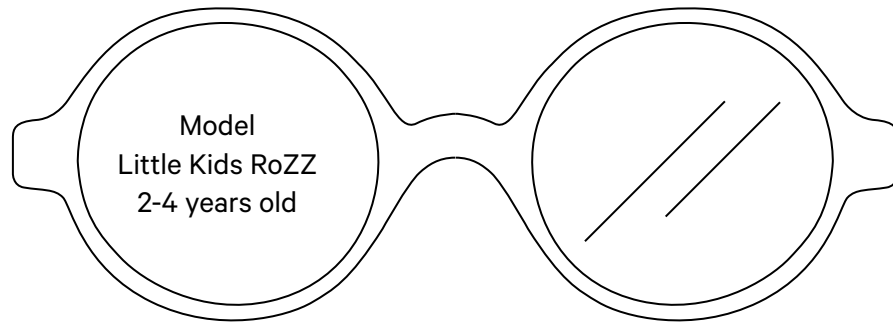
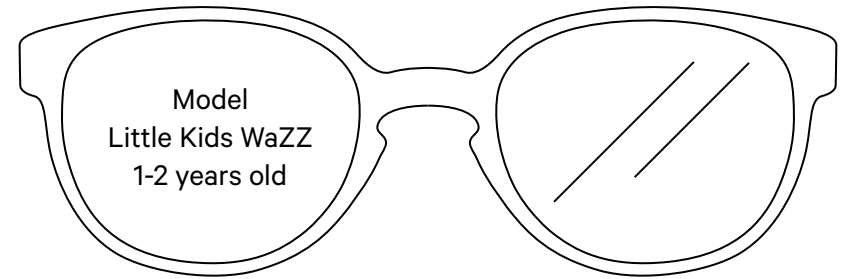
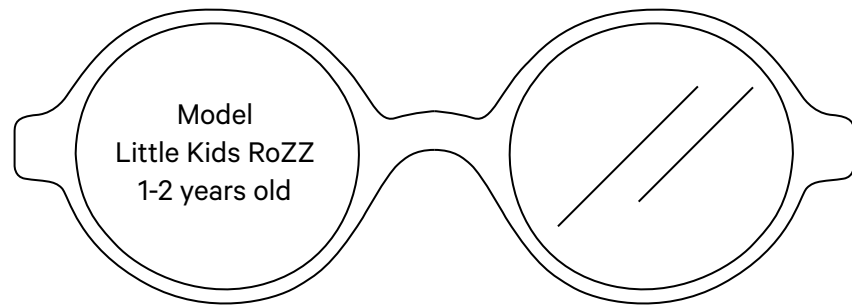
- 1/ **PRINT** this document in «landscape» format at **100%**
- 2/ **CUT** the model(s) you want to try on
- 3/ Once you found the right size, **COLOR** the sunglasses and glue one side to a stick to create a carnival mask!



ARE THESE SUNGLASSES
PRINTED TO SCALE?

0 1 cm 2 cm 3 cm 4 cm 5 cm

Make sure that the fitting guide has been printed at the right scale by measuring the chart above. It must be 5cm long.




If you hesitate between two sizes, we advise you to pick the bigger size.



1/ **PRINT** this document in «landscape» format at **100%**

2/ **CUT** the model(s) you want to try on

3/ Once you found the right size, **COLOR** the sunglasses and glue one side to a stick to create a carnival mask!



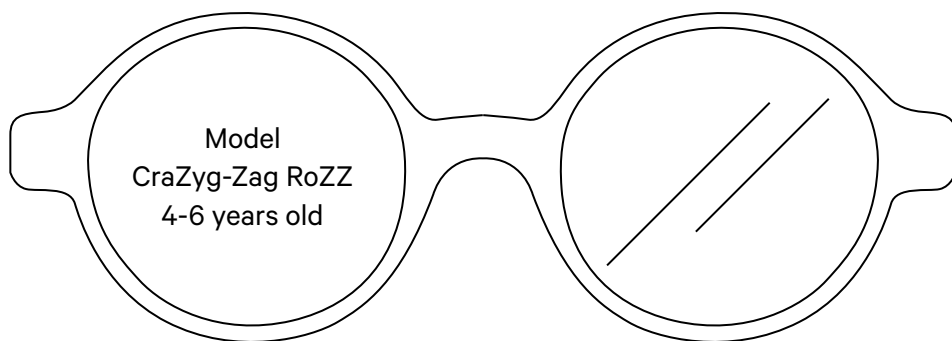


ARE THESE SUNGLASSES
PRINTED TO SCALE?

0 1 cm 2 cm 3 cm 4 cm 5 cm



Make sure that the fitting guide has been printed at the right scale by measuring the chart above. It must be 5cm long.




If you hesitate between two sizes, we advise you to pick the bigger size.



1/ **PRINT** this document in «landscape» format at **100%**

2/ **CUT** the model(s) you want to try on

3/ Once you found the right size, **COLOR** the sunglasses and glue one side to a stick to create a carnival mask!






ARE THESE SUNGLASSES
PRINTED TO SCALE?

0 1 cm 2 cm 3 cm 4 cm 5 cm



Make sure that the fitting guide has been printed at the right scale by measuring the chart above. It must be 5cm long.




If you hesitate between two sizes, we advise you to pick the bigger size.



1/ **PRINT** this document in «landscape» format at **100%**

2/ **CUT** the model(s) you want to try on

3/ Once you found the right size, **COLOR** the sunglasses and glue one side to a stick to create a carnival mask!

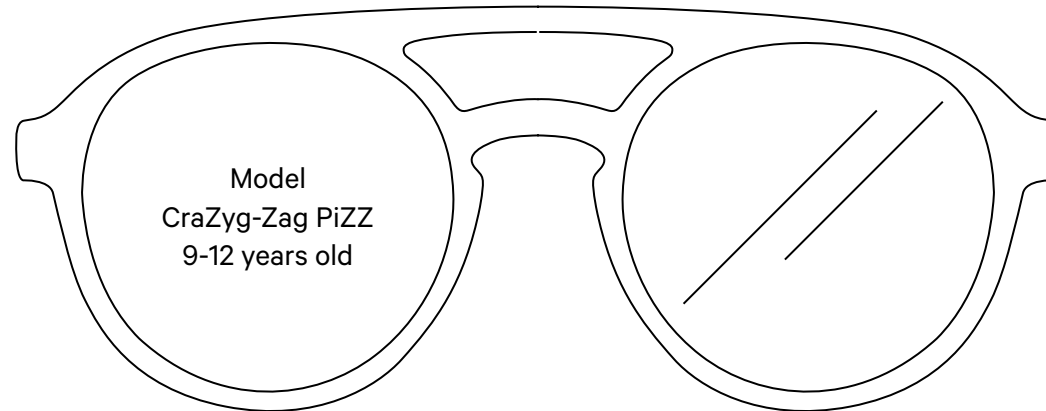
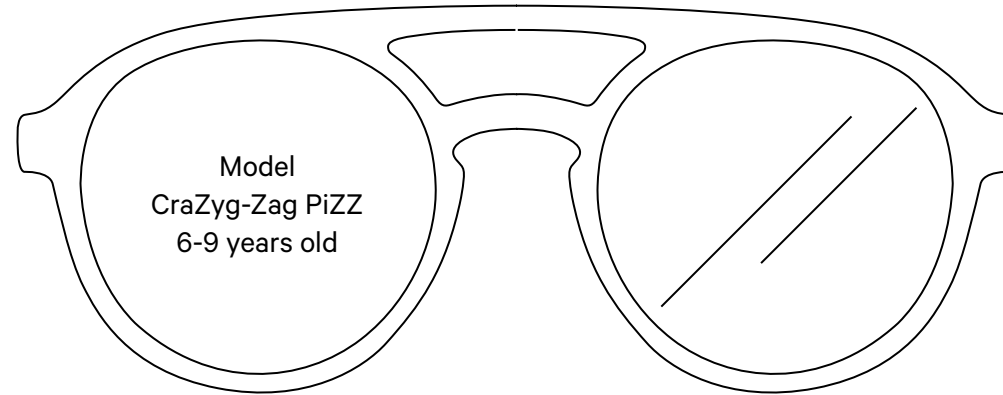


ARE THESE SUNGLASSES
PRINTED TO SCALE?

0 1 cm 2 cm 3 cm 4 cm 5 cm



Make sure that the fitting guide has been printed at the right scale by measuring the chart above. It must be 5cm long.




If you hesitate between two sizes, we advise you to pick the bigger size.



1/ **PRINT** this document in «landscape» format at **100%**

2/ **CUT** the model(s) you want to try on

3/ Once you found the right size, **COLOR** the sunglasses and glue one side to a stick to create a carnival mask!



ARE THESE SUNGLASSES
PRINTED TO SCALE?

0 1 cm 2 cm 3 cm 4 cm 5 cm



Make sure that the fitting guide has been printed at the right scale by measuring the chart above. It must be 5cm long.